

INSTRUCTIONS

materials

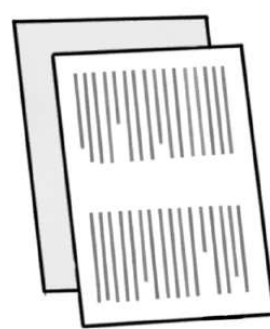
A4 Paper;

Cardboard;

Glue, stapler, or other material that allows the union of the pages.

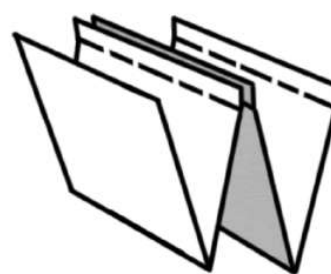
1

Print the pages on the file in A4 sheets



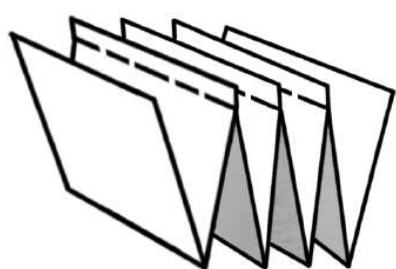
2

Fold all the papers in half



3

Glue the ends of the pages following the tab designs. They should look like a W when glued together creating an harmonium format.



4

Repeat the process with the remaining pages in numerical order

5

Glue the cardstock to the indicated pages

